


# Smart Stir

## SS-100



### ◆ Charging & Power

1. [Can I charge Smart Stir with a fast charger?](#)
2. [How long does it take to charge the Smart Stir?](#)
3. [How do I know when the battery is low or fully charged?](#)

### ◆ Installation

1. [What size of test vial can it hold?](#)


### ◆ Accessory

1. [Can I purchase a stirring bar or iron wire if I lose them?](#)



# Smart Stir

## SS-100



### ➤ Can I charge Smart Stir with a fast charger?

**No.**

Please avoid charging Smart Stir with a fast charger, or it could be damaged.


The improper usage is not covered under the warranty policy.

[Back to Top](#)



# Smart Stir

## SS-100



### ➤ How long does it take to charge the Smart Stir?


It takes approximately 120 minutes (2 hours) to fully charge via USB 5V.

[Back to Top](#)



# Smart Stir

## SS-100



### ➤ How do I know when the battery is low or fully charged?

- The power button will flash blue when the battery is low.
- The LED indicator turns red while charging.
- Once fully charged, the red light will turn blue.



▲ Charging




▲ Fully Charged

[Back to Top](#)



# Smart Stir

## SS-100



### ➤ What size of test vial can it hold?

The holder size is designed for vials up to **27 mm in diameter**, which fits most common water test kits.




[Back to Top](#)



# Smart Stir

## SS-100



➤ **Can I purchase a stirring bar or iron wire if I lose them?**

Yes.

Please contact our local distributors for assistance:

<http://autoaqua.com.tw/en/distributors.html>



Back to Top

